

P R O G R A M

3rd

MSDA

METABOLIC SYNDROME, TYPE II DIABETES and ATHEROSCLEROSIS CONGRESS

Marrakech

Morocco • May 24th - 28th, 2006

Organized by




International Task Force
for Prevention of
Coronary Heart Disease



Under the aegis of

Sponsored by



Contents

Welcome address	4
Organizing committee	4
Map of the exhibition	5
Program at a glance	6
DETAILED PROGRAM	7
<u>Thursday, May 25, 2006</u> morning	8
afternoon	10
<u>Friday, May 26, 2006</u> morning	12
afternoon	14
<u>Saturday, May 27, 2006</u> morning	16
afternoon	18
LIST OF POSTER ABSTRACTS	19
Information to the faculty and poster authors	27
General information	28
The congress from A to Z	29

Welcome address

Dear Friends and Colleagues,

On behalf of the Organizing Committee of the 3rd “Metabolic Syndrome, type II Diabetes and Atherosclerosis congress”, it is our great pleasure to cordially welcome all the participants to the *Palais des Congrès de Marrakech*.

We have made every effort to set up a program highly susceptible to interest both physicians and academic researchers, covering the most recent new data on the topics of this congress.

We hope that you will enjoy the scientific events of this congress. We would like to thank the high-level lecturers and all the authors who submitted very interesting papers and posters. To give more opportunities to share our knowledge posters will be displayed for the whole duration of the meeting.

Our wishes are that you can enjoy and never forget this exciting scientific event.

Welcome to Marrakech,



Professor Jean-Charles FRUCHART,
Chair

Organizing committee

Chair: Professor Jean-Charles FRUCHART (France)

Atherosclerosis Department and UR 545 Inserm

Institut Pasteur de Lille – 1, rue du Professeur Calmette – 59019 Lille Cedex – France

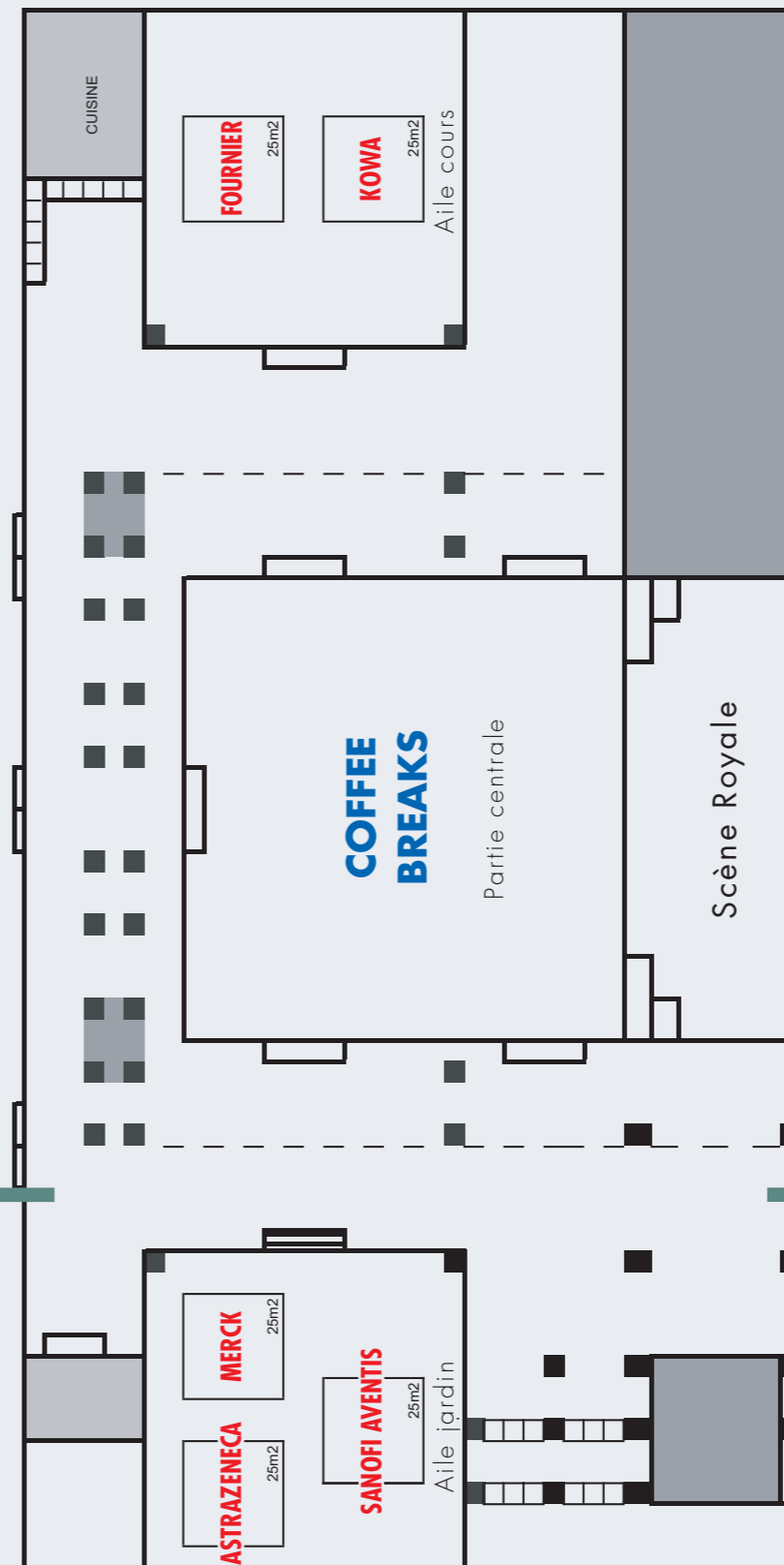
Tel: +33 (0)3 20 87 79 32 – Fax: +33 (0)3 20 87 73 19 or 60

Members: Mrs Jamila FRUCHART-NAJIB, Mr Max ANGHILANTE, Mr Sherif ABDELKHIRANE

Map of the exhibition

SALLE ROYALE, LEVEL 0

To the Mansour Eddahbi Hotel



To the conference rooms (Salle des Ministres and Salle des Ambassadeurs)
poster display
congress welcome desk

Program at a glance

WEDNESDAY May 24	THURSDAY May 25	FRIDAY May 26	SATURDAY May 27
	09.00 a.m. – 10.15 a.m. ACADEMIC SESSION 1 Metabolic syndrome: evolution and definition	09.00 a.m. – 10.30 a.m. ACADEMIC SESSION 3 New risk factors of metabolic syndrome and DM	09.00 a.m. – 10.00 a.m. ACADEMIC SESSION 5 Lifestyle: Healthy eating and physical activity
	10.15 a.m. – 10.45 a.m. COFFEE BREAK	10.30 a.m. – 11.00 a.m. COFFEE BREAK	10.00 a.m. – 10.30 a.m. STATE OF THE ART LECTURE Extreme comparative genomics and metabolic insights
	10.45 a.m. – 12.30 p.m. SANOVI AVENTIS SYMPOSIUM Intra-abdominal adiposity, metabolic syndrome and cardiovascular disease	11.00 a.m. – 12.30 p.m. ASTRAZENECA SYMPOSIUM Improving the management of dyslipidemic patients: LDL lowering and beyond	10.30 a.m. – 11.00 a.m. COFFEE BREAK
	12.30 p.m. – 02.00 p.m. LUNCH-DEBATE BAYER HEALTHCARE PHARMA Metabolic HTA concept to reality	12.30 p.m. – 02.00 p.m. LUNCH-DEBATE BOEHRINGER INGELHEIM Risk for patients with metabolic syndrome	11.00 a.m. – 12.30 p.m. MERCK-LIPHA SANTÉ SYMPOSIUM Raising HDL-C - Reducing CV Risk
	02.00 p.m. – 03.30 p.m. ACADEMIC SESSION 2 New perspectives for HDL-targeted therapies	12.30 p.m. – 02.00 p.m. BUFFET LUNCH <i>(Mansour Eddahbi hotel)</i>	02.00 p.m. – 03.30 p.m. ACADEMIC SESSION 4 Management of MS and DM: Emerging concepts
	03.30 p.m. – 04.00 p.m. COFFEE BREAK	02.00 p.m. – 03.30 p.m. FONDATION CŒUR ET ARTERES Obesity in children and adolescents: genetic, environmental and lifestyle factors SESSION 1	03.30 p.m. – 04.00 p.m. COFFEE BREAK
	04.00 p.m. – 05.30 p.m. KOWA SYMPOSIUM Statins in the treatment of metabolic syndrome	03.30 p.m. – 04.00 p.m. COFFEE BREAK	03.30 p.m. – 04.00 p.m. BREAK
07.00 p.m. – 07.30 p.m. OPENING CEREMONY <i>(Salle des Ministres)</i>	04.00 p.m. – 05.30 p.m. FOURNIER SYMPOSIUM FIELD in perspective	04.00 p.m. – 05.30 p.m. FONDATION CŒUR ET ARTERES Obesity in children and adolescents: genetic, environmental and lifestyle factors SESSION 2	04.00 p.m. – 05.30 p.m. FONDATION CŒUR ET ARTERES Obesity in children and adolescents: genetic, environmental and lifestyle factors SESSION 2
07.30 p.m. – 09.30 p.m. WELCOME COCKTAIL <i>(Mansour Eddahbi hotel)</i>	05.30 p.m. – 07.00 p.m. Pr JEAN-CHARLES FRUCHART'S JUBILEE CEREMONY		
	SUNDAY May 28	08.00 a.m. – 10.00 a.m. POSTER SESSION	

Detailed program

Thursday, May 25, 2006

Salle des Ministres Auditorium

09.00 a.m. - 10.15 a.m.

ACADEMIC SESSION 1

Metabolic syndrome: evolution and definition

Co-chair by: G. Crepaldi (Italy) & M. Mancini (Italy)

- 09.00 a.m. Impact of the metabolic syndrome in type 2 diabetes R. Holman (UK) **AL-01**
09.25 a.m. Familial combined hyperlipidemia and the metabolic syndrome . J. Davignon (Canada) **AL-02**
09.50 a.m. Stroke in diabetes mellitus and metabolic syndrome P. Amarengo (France) **AL-03**

10.15 a.m. - 10.45 a.m.

▶ COFFEE BREAK & VISIT OF THE EXHIBITION (*Salle Royale*) • POSTER DISPLAY (*Espace Ménara*) - Level 0

10.45 a.m. - 12.30 p.m.

SYMPOSIUM SPONSORED BY SANOFI AVENTIS

Intra-abdominal adiposity, metabolic syndrome and cardiovascular disease

Co-chair by: G. Alberti (UK) & P. Zimmet (Australia)

- 10.45 a.m. Welcome and introduction G. Alberti (UK)
10.55 a.m. The metabolic syndrome and abdominal obesity:
from prevalence to future recommendations P. Zimmet (Australia) **LL-01**
11.15 a.m. Relationship between intra-abdominal obesity, metabolic disorders
and atherosclerosis P. Libby (USA) **LL-02**
11.35 a.m. The endocannabinoid system: a new target for multiple
cardiometabolic risk management (emphasizing peripheral) R. Maldonado (Spain) **LL-03**
11.55 a.m. CB1-blockade for the management of cardiometabolic risk
factors in patients with intra-abdominal adiposity results:
from RIO-programme pooled data J.-P. Després (Canada) **LL-04**
12.20 p.m. Conclusions/questions and answers P. Zimmet (Australia)

12.30 p.m. - 02.00 p.m.

LUNCH DEBATE SPONSORED BY BAYER HEALTHCARE PHARMA

Metabolic HTA: concept to reality

Chair by: J.-C. Fruchart (France)

- Impact of the inhibition of the RAS in the treatment of the HTA associated
to the metabolic syndrome P. Valensi (France)
- The HTA-Diabetes combination, therapeutic target for the telmisartan ? B. Vaisse (France)

Welcome to the
MSDA congress
2006


please join us at our satellite symposium

**Intra-abdominal adiposity,
metabolic syndrome and
cardiovascular disease**

Thursday 25 May, 2006

10:45-12:30

Salle des ministres



Thursday, May 25, 2006

Salle des Ministres Auditorium

02.00 p.m. – 03.30 p.m.

ACADEMIC SESSION 2

New perspectives for HDL-targeted therapies

Co-chair by: C. Calvo (Chile) & R. Ceska (Czech Republic)

- | | | | |
|------------|---|----------------------------------|--------------|
| 02.00 p.m. | Interaction of HDL and apolipoprotein A-I with endothelial cells and macrophages | A. Von Eckardstein (Switzerland) | AL-04 |
| 02.30 p.m. | New pathways of cellular cholesterol efflux | A. Tall (USA) | AL-05 |
| 03.00 p.m. | HDL: a new target for the treatment of the metabolic syndrome and atherosclerosis | B. Brewer (USA) | AL-06 |

03.30 p.m. – 04.00 p.m.

▶ **COFFEE BREAK & VISIT OF THE EXHIBITION (Salle Royale) • POSTER DISPLAY (Espace Ménara) - Level 0**


04.00 p.m. – 05.30 p.m.

SYMPOSIUM SPONSORED BY KOWA

Statins in the treatment of metabolic syndrome

Co-chair by: J. Betteridge (UK), Y. Matsuzawa (Japan)

- | | | | |
|------------|--|----------------------|--------------|
| 04.00 p.m. | The metabolic syndrome and adipocytokines | Y. Matsuzawa (Japan) | LL-05 |
| 04.20 p.m. | Large cohort studies and -omic approaches to understanding, preventing and treating cardiovascular disease | J. Scott (UK) | LL-06 |
| 04.40 p.m. | The effect of pitavastatin on HDL metabolism | N. Tada (Japan) | LL-07 |
| 05.00 p.m. | Statins for the primary and secondary prevention of cardiovascular events in diabetes | J. Betteridge (UK) | LL-08 |



Friday, May 26, 2006

Salle des Ministres Auditorium

09.00 a.m. - 10.30 a.m.

ACADEMIC SESSION 3

New risk factors of metabolic syndrome and DM

Co-chair by: P. Gambert (France) & R. Carmena (Spain)

- 09.00 a.m. Management of dyslipidemia in the metabolic syndrome R. Carmena (Spain) **AL-08**
- 09.20 a.m. Adiponectin, diabetes and the metabolic syndrome P. Froguel (France) **AL-09**
- 09.40 a.m. Thioredoxin system and cardiovascular disease M. Rouis (France) **AL-10**
- 10.00 a.m. Inflammation in diabetes mellitus and atherosclerosis - further support for the "common soil" hypothesis? W. Koenig (Germany) **AL-11**

10.30 a.m. - 11.00 a.m.

▶ **COFFEE BREAK & VISIT OF THE EXHIBITION (Salle Royale) • POSTER DISPLAY (Espace Ménara) - Level 0**

11.00 a.m. - 12.30 p.m.

SYMPOSIUM SPONSORED BY ASTRAZENECA

Improving the management of dyslipidemic patients: LDL lowering and beyond

Co-chair by: J.-C. Fruchart (France) & J. Shepherd (UK)

- 11.00 a.m. Statins in coronary patients: lessons from asteroid and TNT studies J.-C. Fruchart (France) **LL-09**
- 11.20 a.m. Optimal cardiovascular risk reduction: LDL-C versus ApoB/ApoA1 ratio targets J. Kastelein (The Netherlands) **LL-10**
- 11.40 a.m. Effects of statins in acute coronary syndrome: focus on diabetic patients J.-M. Lablanche (France) **LL-11**
- 12.00 p.m. Improving the management of dyslipidemic patients: achieving lipid goals in high risk patients J. Shepherd (UK) **LL-12**

12.30 p.m. - 02.00 p.m.


LUNCH DEBATE SPONSORED BY BOEHRINGER INGELHEIM

Risk for patients with metabolic syndrome

Chair by: NC

- 12.30 p.m. Cardiovascular risk associated with the metabolic syndrome P. Henry (France) **LL-13**
- 01.00 p.m. Metabolic syndrome and risk for type 2 diabetes B. Verges (France) **LL-14**
- 01.30 p.m. Metabolic syndrome and chronic kidney disease: epidemiological evidence and implication for therapy J.-M. Halimi (France) **LL-15**

 Réduire les risques



AstraZeneca 
CARDIO-VASCULAIRE

Friday, May 26, 2006

Salle des Ministres Auditorium

02.00 p.m. - 03.30 p.m.

ACADEMIC SESSION 4

Management of MS and DM: emerging concepts

Co-chair by: J.-P. Després (Canada) & M.-R. Taskinen (Finland)

- 02.00 p.m. The fatty liver as a target for treatment in the metabolic syndrome H. Yki-Jarvinen (Finland) **AL-12**
- 02.20 p.m. Critical role of ATP-binding cassette transporter A1 (ABCA1) in beta cell function and glucose homeostasis M. Hayden (Canada) **AL-13**
- 02.40 p.m. Apolipoprotein A5 and triglycerides in type 2 diabetes mellitus: effects of statin treatment A. Van Tol (The Netherlands) **AL-14**
- 03.00 p.m. Nuclear receptors as therapeutic targets to modulate the metabolic syndrome B. Staels (France) **AL-15**

03.30 p.m. - 04.00 p.m.

▶ COFFEE BREAK & VISIT OF THE EXHIBITION (Salle Royale) • POSTER DISPLAY (Espace Ménara) - Level 0

04.00 p.m. - 05.30 p.m.

SYMPOSIUM SPONSORED BY FOURNIER PHARMA (member of the Solvay Group)

FIELD in perspective

Co-chair by: G. Crepaldi (Italy) & M.-R. Taskinen (Finland)

- 04.00 p.m. Atherogenic dyslipidemia and insulin resistance G. Crepaldi (Italy) **LL-16**
- 04.30 p.m. Effects of long-term fenofibrate therapy on cardiovascular events among 9795 people with type 2 diabetes mellitus: the FIELD study, a randomised controlled trial R. Scott (Australia) **LL-17**
- 05.00 p.m. The FIELD results: from biology to clinical interpretation A. Zambon (Italy) **LL-18**

05.30 p.m. - 07.00 p.m.

Professor Jean-Charles Fruchart's Jubilee Ceremony

The ceremony will be followed by a cocktail (07.00 p.m. - 07.30 p.m).

TEVETEN[®]
eprosartan mesylate

TEVETEN[®] PLUS
eprosartan hydrochlorothiazide

OMACOR[®]
84% EPA/DHA

Physiotens[®]
Cynt[®]
MOXONIDINE 0.4 mg

Solvay Pharmaceuticals

SOLVAY

a Passion for Progress[®]

For more information see: www.solvay.com

Saturday, May 27, 2006

Salle des Ministres Auditorium

09.00 a.m. - 10.00 a.m.

ACADEMIC SESSION 5

Lifestyle: healthy eating and physical activity

Co-chair by: R. Paoletti (Italy) & P. Duriez (France)

- 09.00 a.m. Role of physical activity in the reduction of cardiovascular risk E. Farinaro (Italy) **AL-16**
- 09.20 a.m. Urban rural divide and their effect on the criteria for the diagnosis of the metabolic syndrome in India S.M. Sadikot (India) **AL-17**
- 09.40 a.m. The metabolic syndrome, type 2 diabetes and CVD risk: does lifestyle modification make a difference? E. Horton (USA) **AL-18**

10.00 a.m. - 10.30 a.m.

STATE OF THE ART LECTURE

Chair by: J.-C. Fruchart (France)

- 10.00 a.m. Comparative genomics at the extremes E. Rubin (USA) **AL-19**

10.30 a.m. - 11.00 a.m.

▶ **COFFEE BREAK & VISIT OF THE EXHIBITION (Salle Royale) • POSTER DISPLAY (Espace Ménara) - Level 0**

11.00 a.m. - 12.30 p.m.

SYMPOSIUM SPONSORED BY MERCK LIPHA SANTE


Raising HDL-C - Reducing CV Risk

Chair by: G. Assmann (Germany)

- 11.00 a.m. Introduction G. Assmann (Germany)
- 11.05 a.m. Cardiovascular risk reduction: we need to do better J. Chapman (France) **LL-19**
- 11.30 a.m. Low HDL-cholesterol is highly prevalent among dyslipidemic patients E. Bruckert (France) **LL-20**
- 11.55 a.m. Pharmacologic combination therapy for regression of atherosclerosis G. Brown (USA) **LL-21**
- 12.20 p.m. Summary G. Assmann (Germany)

12.30 p.m. - 02.00 p.m.

▶ **BUFFET LUNCH** at the restaurant *La Palmeraie (Mansour Eddahbi hotel)*



04/2005

Merck Maladies CardioVasculaires et Métaboliques



Saturday, May 27, 2006

Salle des Ambassadeurs Auditorium

FONDATION COEUR ET ARTERES

Obesity in children and adolescents: genetic, environmental and lifestyle factors

02.00 p.m. - 03.30 p.m.

SESSION 1

Co-chair by: S. Amrani (Morocco) & A. Tremblay (Canada)

- 02.00 p.m. Nutrition transition and obesity in children and adolescents:
a World panorama H. Delisle (Canada) **AL-20**
- 02.30 p.m. Nutritional epigenomics of metabolic syndrome C. Junien (France) **AL-21**
- 03.00 p.m. Fatty acid composition of dietary lipids as an early determinant
of childhood obesity G. Ailhaud (France) **AL-22**

03.30 p.m. - 04.00 p.m.

► **BREAK & VISIT OF THE EXHIBITION (Salle Royale) • POSTER DISPLAY (Espace Ménara) - Level 0**

04.00 p.m. - 05.30 p.m.

SESSION 2

Co-chair by: C. Junien (France) & E.S. Horton (USA)

- 04.00 p.m. Obesity and metabolic syndrome:
do changes in human activity pose a problem ? A. Tremblay (Canada) **AL-23**
- 04.30 p.m. Treating obesity in adolescents M.-L. Frelut (France) **AL-24**
- 05.00 p.m. AFSSA (French Food Safety Agency) recommendations
to fight obesity in children and adolescents D. Turck (France) **AL-25**

Sunday, May 28, 2006

08.00 a.m. - 10.00 a.m.

POSTER SESSION

► **Espace Ménara - Level 0**

List of poster abstracts

List of poster abstracts

- P01 Safety and tolerability of prolonged-release nicotinic acid in patients aged ≥ 65 years: Results of the NAUTILUS Study**
A Vogt, 1 U Kassner, 1 U Hostalek, 2 E Steinhagen-Thiessen, 1
 1. Charite-Universitätsmedizin, Berlin, Germany; 2. Merck KGaA, Darmstadt, Germany
- P02 Patterns of Fat consumption in Morocco: evolution from 1985 to 2001**
Y. Aboussaleh¹, M. Bennani², A. Ahami¹,
 1 Professors. Human Biology and Population Health Unit. Ibn Tofail University Kenitra Morocco.
 2 Head of Service. Household Food consumption and Expenses. Direction des Statistiques. Haut Commissariat au Plan Rabat. Morocco.
- P03 The metabolic syndrome : a majored risk of cirrhosis ?**
O. Dupuy, D. Mennecier*, H. Mayaudon*, L. Bordier*, JP Le Berre*, F. Baigts**, B. Bauduceau*.*
 *Service d'Endocrinologie. Hôpital d'Instruction des Armées Bégin, Saint-Mandé. France
 ** Laboratoire MSD-Chibret 75 114 Paris cedex 08, France.
- P04 Trends in lipids profile in northern Poland during 7 years follow up**
A Rynkiewicz, J Bellwon, K Chlebus, J Siebert, W Sobiczewski, D Cieciewicz.*
 Ist Dept. Of Cardiology, *Dept. Of Family Medicine, Medical University in Gdansk
- P05 Obesity and associated factors in Albanese adults of former Yougoslavia**
A.Soualem, A.O.T Ahami, .Y. Aboussaleh
 Human Biology and Population Health Unit. Ibn Tofail University Kenitra Morocco
- P06 Metabolic syndrome: prevalence, associated risk markers and mortality in a French population of 62,000 subjects**
L. Guize, F. Thomas, B. Pannier, K. Bean, N. Danchin, A. Bénétos.
 Centre IPC (Investigations Préventives et Cliniques, Paris ; subsidized by the French national health care system CNAM) and Université Paris-Descartes - France
- P07 Metabolic Syndrome: A risk factor for myocardial infarction in young Britons**
F. Kaivani, S. Jain, E. Rodrigues, G. Davis
 Aintree Cardiac Centre - University Hospital Aintree, Liverpool, UK
- P08 Metabolic syndrome prevalence in a Romanian multicenter study**
C. Gingham, M. Rugina, C. Matei, M. Suceveanu, R. Jurcut, I. Pop, I. Craciunescu, E. Apetrei
 Department of Cardiology, Institute of Cardiovascular Diseases "Prof. Dr. C.C. Iliescu" Bucharest, Romania
- P09 Comparison between NCEP-ATP III and IDF criteria for metabolic syndrome**
M. Rugina, C. Gingham, C. Matei, I. Pop, D. Ciovica, R. Jurcut, M. Suceveanu, E. Apetrei
 Department of Cardiology, Institute of Cardiovascular Diseases "Prof. Dr. C.C. Iliescu" Bucharest, Romania
- P10 Prevalence of Metabolic Syndrome after an acute coronary syndrome and evolution of the patients in a therapeutic cohort**
C. Boulon, V. Richeboeuf, B. Paviot, V. Pradeau, M. Lafitte, P. Coste, J. Bonnet, T. Couffinhal
 Service de Cardiologie, Hôpital Cardiologique du Haut-Levêque — Pessac - France
- P11 Is diabetes one of the determinants of extensive cardiovascular disease in patients with aortic sclerosis?**
1E Apetrei, 1M Rugina, 1R Jurcut, 2A Salageanu, 3C Jurcut, 1M Bengus, 2I Caras, 2F Serbanescu
 1Institute of Cardiovascular Diseases "C.C.Iliescu", Bucharest, Romania, 2National Institute of Research and Development for Microbiology and Immunology "Cantacuzino", Bucharest, Romania, 3Central Military Hospital, Bucharest, Romania
- P12 Which measure of abdominal obesity and metabolic syndrome best predicts the presence of coronary artery disease in patients with aortic sclerosis?**
1M Rugina, 1R Jurcut, 2A Salageanu, 3C Jurcut, M 1Andrei, 1M Bengus, 2I Caras, 2F Serbanescu, 1E Apetrei
 1Institute of Cardiovascular Diseases "C.C.Iliescu", Bucharest, Romania, 2National Institute of Research and Development for Microbiology and Immunology "Cantacuzino", Bucharest, Romania, 3Central Military Hospital, Bucharest, Romania
- P13 Dynamics of basal proinsulin levels at various glucose metabolism abnormalities**
T. Mokhort, O.Chernysh, G.Romanov
 Belarusian State Medical University, Minsk, Belarus
 Republic Research Center of Radiation Medicine and Ecology, Republic of Belarus
- P14 Influence of lifestyle modification on leptin and insulin resistance to prevent type 2 diabetes mellitus development**
T. Mokhort, E. Shishko
 Belarusian State Medical University, Minsk, Belarus
- P15 Incidence and Characteristics of Coronary Vascular Disease in Relation to Metabolic Syndrome (NCEP vs IDF) in Type II Diabetic Patients**
Sidahmed B., Zervas E., Korovesis K., Mytas D., Chondropoulos S., Vourtsi A., Kyriazis A. I.
 Internal Medicine Dpt. & Diabetes Clinic, Korinthos General Hospital, Korinthos, Greece.
- P16 Incidence and Characteristics of Peripheral Artery Disease in Relation to Metabolic Syndrome (NCEP vs IDF Criteria) in Type 2 Diabetic Patients**
Sidahmed B., Zervas E., Partheniou Ch., Manias A., Paraskevopoulos K., Markelos A., Kyriazis A. I.
 Internal Medicine Dpt. & Diabetes Clinic, Korinthos General Hospital, Korinthos, Greece.
- P17 Correlations of significant markers of metabolic syndrome in serum and in subcutaneous abdominal fat of diabetic patients and non-diabetic persons – pilot study**
R. Ben Yahia¹, R. Lichnovská¹, S. Gwozdziwiczová¹, G. Kuzmina¹, R. Chlup¹, J. Luza¹, M. Karpisek², T. Brychta³ and J. Petrek¹
 1Dept. of Physiology, Palacky University, Olomouc, Czech
 2 BioVendor Laboratory and Faculty of Pharmacy, University Pharmaceutical Science, Brno, Czech Republic
 3 SPEA Olomouc, Czech Republic
- P18 Of kringle iv repeats influences monocyte activation and matrix remodelling activity induced by apolipoprotein (a)**
Sabbah N1.MD, Garnotel R1.MD PhD, Jaisson S1.PhD, Anglés-Cano E2.PhD, Gillery P1 MD PhD.
 1.Laboratory NUMBER of Biochemistry and Molecular Biology, CNRS UMR 6198, Reims, France.
 2.INSERM U460, Centre Hospitalier Universitaire Bichat-Claude Bernard, Paris 18, France.
- P19 Apolipoprotein A5 variant T-1131C, risk of diabetes mellitus development and plasma lipids in patients with diabetes mellitus**
JA Hubacek PhD, V Adámková MD, PhD, V Lánská PhD, Z Vlasáková MD, PhD, T Pelikánová MD, PhD
 Cardiovascular Research Centre and Institute for Clinical and Experimental Medicine Prague, Czech Republic
- P20 The possibility of correction of metabolic syndrome at women in climacteric period**
Atahanova L.E., Talipova Y.S., Sagatova H.M., Ismailova M.S., Tulabaeva G.M., Husanov A.A.
 Republic of Uzbekistan, the Tashkent Institute of Improvement of Doctors - E-mail: Y.Talipova @ mail.ru.
- P21 The Usefulness of Metabolic Syndrome Definitions in Andean Population**
López-Jaramillo P. MD PhD, Rueda-Clausen C.F. MD, Pradilla L.P. and Silva F. MD.
 VILANO group, Research Institute / Fundación Cardiovascular de Colombia, Floridablanca, Colombia

List of poster abstracts

P22 Association of C-Reactive Protein and Blood Pressure with Weight Z-Score in Non-Obese Children

López-Jaramillo P. MD PhD*, Pradilla L.P. MD*, Herrera E. RN †, Rueda-Clausen C.F. MD*, Villa-Roel C. MD ‡, Silva F.A. MD *† and Castillo V. MD ‡

*VILANO group, Research Institute/ Fundación Cardiovascular de Colombia, Floridablanca - Colombia.

† School of Medicine/ Universidad Industrial de Santander. Bucaramanga - Colombia

‡ Pediatric Cardiosurgery Group/ Fundación Cardiovascular de Colombia, Floridablanca - Colombia.

P23 Ramadan Fasting In Well Controlled Type 2 Diabetes Mellitus. Treatment with Sulfonylurea

Ida Ayu Kshanti

Sub-Division of Endocrinology – Metabolism, Department of Internal Medicine, Fatmawati General Hospital, Jakarta, Indonesia.

P24 High Prevalence of Low HDL-C in Patients Treated for Dyslipidaemia: The Pan-European Survey of HDL-C

E. Bruckert¹, M. Baccara-Dinet², J. Chapman³

¹. Groupe Hospitalier Pitié-Salpêtrière, Paris, France; ². Merck KGaA, Darmstadt, Germany; ³. INSERM, Hôpital de la Pitié, Paris, France

P25 Prevalence of Low HDL-C in Patients Treated for Dyslipidaemia in France: An analysis from the Pan-European Survey of HDL-C

E. Bruckert¹, M. Baccara-Dinet², B. Hansel¹, E. Schwège³

¹. Service Endocrinologie Métabolique, Hôpital Pitié-Salpêtrière, Paris; ². CardioMetabolic Care Department, Merck KGaA, Darmstadt, Germany; ³. INSERM, Paris

P26 Is diabetes a limiting factor in modern invasive therapy of acute myocardial infarction?

M. Berkovic¹, V. Altabas¹, V. Radeljic², N. Bulj², S. Manola², M. Trbusic², V. Zjajic – Rotkovic¹, V. Goldoni¹, V. Heitzler-Nikolic²

¹Department for endocrinology, diabetes and metabolism, University hospital «Sestre milosrdnice», Zagreb, Croatia

²Department for cardiology, University hospital «Sestre milosrdnice», Zagreb, Croatia

P27 Metabolic syndrome and the extent of coronary atherosclerosis in patients after elective percutaneous coronary intervention

L. Golán, S. Simek, J. Horák, J.C. Lubanda, L.Skalická, S.Beran, M. Aschermann, A. Linhart

2nd Department of Internal Medicine, 1st Faculty of Medicine, Prague

P28 Late-onset Hypogonadism in males: Relation between Endogenous Testosterone and Metabolic Syndrome

A. Becerra, I. Enríquez, M.J. Lucio, M.J. Zorita, M.L. Erdozain, Ortega FJ, Medina L.

Servicio de Endocrinología, Hospital Ramón y Cajal, Madrid, University of Alcalá, Spain.

P29 Obesity in Children with Increased Cardiovascular Risk

I. Schusterova*, J. Saligova, L. Potocnakova, I. Riečanský**.

Eastern Heart Institute*, Kosice, Children University Hospital, Kosice, Slovak Medical University, Faculty of Cardiology, Bratislava**

P30 Glycosylated Hemoglobin Predicts Left Ventricular Mass and Aortic Function in Non Diabetic Individuals

DA. Stakos¹, DP. Schuster², EA. Sparks¹, S Boudoulas Meis², CF. Wooley¹, K Osei², H Boudoulas⁴

Division of Cardiology, Democritus University of Thrace¹, Greece; Division of Cardiology² and Division of Endocrinology³, The Ohio State University, Columbus, OH, USA; Center for Clinical Research, Foundation of Biomedical Research, Academy of Athens⁴, Greece.

P31 Early prescribing statin in patients with acute myocardial infarction and type 2 diabetes mellitus

A. Karpenko, S. Bezuglova, A.Kasimova

Urgent Cardiology Department of City Clinical Hospital n°1, Kiev, Ukraine

P32 Increased prevalence of metabolic syndrome in patients with normal coronary arteries and slow coronary flow phenomenon: the importance of dyslipidemia

S. Sciarretta, MB. Musumeci, E. Conti, G. Quarta, F. Paneni, C. Autore, M. Volpe

Università La Sapienza, S.Andrea Hospital, Rome, Italy.

P33 Hypertension and metabolic syndrome: association between an inflammatory pattern and target organ damage

S. Sciarretta¹, A. Ferrucci¹, V. Venturelli¹, M. Ciavarella¹, P. De Paolis², G. Tocci¹, L. De Biase¹, M. Volpe¹

¹. Università degli Studi di Roma La Sapienza, Ospedale S. Andrea, Rome, Italy. ².

Centro Ricerche Ospedale San Pietro FbF AFaR, Rome, Italy.

P34 Agreement between clinical (supine) and radiological waist circumference measurements in a retrospective study

Gilles Chatellier¹, Christine Grataloup-Oriez¹, Nathalie Lilienthal², Ludovic Trinquart¹

¹Service de Radiologie, et Unité d'Épidémiologie Clinique (CIE4 INSERM), Hôpital Européen Georges Pompidou, Paris, France

² Global Health Outcomes and Market Access, sanofi-aventis, Paris, France

P35 Lifestyle Intervention and Dyslipidemia Management in Patients with Metabolic Syndrome

H. Rosalova, Prof.,MD,DrSc., R. Ceska, Prof., MD,PhD.*; B. Petřilova, MD and members of the Czech Institute of Metabolic Syndrome

Center of Preventive Medicine Charles University Prague, Medical Faculty in Pilsen, 1st Medical Faculty in Prague*, Czech Republic

P36 Modulation of Metalloproteinases Activity and LRP Expression in Smooth Muscle Cells by PPARs Agonists

M. Tircol, M. Nicolae, E. Dragomir, D. Alexandru

Institute of Cellular Biology&Pathology, "N. Simionescu", Bucharest, Romania

P37 Antihypertensive effect of Urtica dioica L.

M. BELMOKHTAR, N.H. BOUANANI, H. MEKHEFI, M. BNOUHAM, M. AZIZ, A. ZIYYAT and A. LEGSSYER

Université Mohamed Premier, Faculté des sciences, Laboratoire de Physiologie et EthnoPharmacologie, UFR Physiologie et Pharmacologie, BP 717, Oujda - Maroc

E. mail: belmokhtar_mounia@yahoo.fr

P38 Low control of major cardiovascular risk factors among individuals with metabolic syndrome in the general population

R. Darioli, J. Perdrix, D. JF Masson, J. Prior.

Medical Policlinic, University Hospital; Federation of Health Leagues –Lausanne - Switzerland.

P39 The occurrence of comorbidities in population of diabetic patients in primary care settings

A. Pietrasik, R. Glowczynska, M.E. Starczewska, K.J. Filipiak, G. Opolski

Medical University of Warsaw, 1st Department of Cardiology

P40 Treatment in patients in high risk population of cardiovascular events in dependence on prevalence of metabolic syndrome in primary care practice

M.E. Starczewska, A. Pietrasik, R. Glowczynska, M. Pierscinska, K.J. Filipiak, G. Opolski

Medical University of Warsaw, 1st Department of Cardiology

P41 Metabolic syndrome in high risk population of cardiovascular events in primary care settings

R. Glowczynska, M. Starczewska, A. Pietrasik, K. J. Filipiak, G. Opolski

Medical University of Warsaw, 1st Department of Cardiology

P42 Serum Leptin Levels correlate with Adiposity Index, and not with the Leptin Receptor Gene Polymorphism, Gln223Arg, in the Romanian Population

A. Constantin a, M. Vladicab, C. Glavcec, A.V. Sima a, D. Popov a

a. Institute of Cellular Biology and Pathology "N. Simionescu", Bucharest, Romania

b. Institute of Diabetes, Nutrition and metabolic Disease "N. Paulescu", Bucharest, Romania

c. Center of Anthropological Research "Fr. Rainer"

List of poster abstracts

P43 The vasodilating effect of five medicinal plants used in Oriental Morocco

M. SKIKER1, B.T.NGUELEFACK2, S. AFKIR1, M.BERRABA3 H. MEKHF1, M. BNOUHAM1, M. AZIZ1, A. LEGSSYER1 & A. ZIYYAT1

1 Laboratory of Physiology and Ethnopharmacology, Faculty of Sciences, University Mohamed I, Oujda.

2 Laboratory of animal Physiology and Phytopharmacology, University of Dschang, Cameroun.

3 Laboratory of chemistry, Faculty of sciences, University Mohamed I, Oujda.

P44 The -11377 C>G Promoter Variant of the Adiponectin Gene Predicts Vascular Events in Male Coronary Patients

G. Hoefle, MD; A. Muendlein, PhD; C.H. Saely, MD; L. Risch, MD; P. Rein, MD; L. Koch, MD; F. Schmid; S. Aczel, MD; T. Marte, MD;

P. Langer, PhD; H. Drexel, MD

VIVIT Institute and Academic Teaching Hospital Feldkirch, Feldkirch, Austria

P45 High Triglycerides, Low HDL Cholesterol, and Small LDL Particles Are the Main Lipid Risk Factors In Coronary Patients With Type 2 Diabetes

H. Drexel, MD; S. Aczel, MD; T. Marte, MD; P. Langer, PhD; F. Schmid, L. Koch, MD; P. Rein, MD; C.H. Saely, MD

VIVIT Institute and Academic Teaching Hospital Feldkirch, Feldkirch, Austria

P46 Prospective evaluation of International Diabetes Federation 2005 and Adult Treatment Panel III 2001 criteria of the metabolic syndrome among women undergoing coronary angiography

C.H. Saely, MD; L. Koch, MD; F. Schmid, T. Marte, MD; S. Aczel, MD; P. Langer, PhD; G. Hoefle, MD; H. Drexel, MD

VIVIT Institute and Academic Teaching Hospital Feldkirch, Feldkirch, Austria

P47 Synergistic Effects of the Cholesteryl Ester Transfer Protein Taq1B, the Apolipoprotein E E2/E3/E4, and the Apolipoprotein C3 -482 C>T Polymorphisms on the Risk of Coronary Artery Disease

A. Muendlein, PhD; C.H. Saely, MD; S. Aczel, MD; T. Marte, MD; F. Schmid, L. Koch, MD; P. Rein, MD; P. Langer, PhD;

G. Hoefle, MD; H. Drexel, MD

VIVIT Institute and Academic Teaching Hospital Feldkirch, Feldkirch, Austria

P48 Type 2 Diabetes and the Coronary Angiographic State are Mutually Independent Predictors of Future Vascular Events

C.H. Saely, MD; P. Rein, MD; F. Schmid, L. Koch, MD; S. Aczel, MD; T. Marte, MD; G. Hoefle, MD; H. Drexel, MD

VIVIT Institute and Academic Teaching Hospital Feldkirch, Feldkirch, Austria

P49 Buschke's sclerederma in dark skin diabetics patients: study of 22 cases

N. Sabbah1MD, M. Bourgade1MD, E., G. Slama3 PhD MD, Beraard1MD, D. Delbois1MD, F. Sanchez-Florent1MD, L. Lin1MD.

1 Department of endocrinology and metabolic diseases CHR Trinité Martinique

2 Department of endocrinology and metabolic diseases, Hotel Dieu, Paris

P50 Effect of Ocimum basilicum extracts on rat plasma lipid profile and on human LDL oxidation

H. HARNAFI1, A. CHAPMAN2, M. NOWAK2, F. MARTIN2, J. Najib FRUCHAR2, J-C FRUCHAR2 and Souliman AMRANI1

1 Laboratoire de Biochimie, Faculté des Sciences, Oujda, Maroc.

2 Département d'athérosclérose INSERM U 545 Institut Pasteur, Lille, France.

P51 Effects of four medicinal plants of glucose consumption in isolated hemidiaphragms from rat

Bnouham M, Merhfour F.Z, Legssyer A, Mekhfi H, Aziz M, Ziyat A,

Laboratoire de Physiologie et Ethnopharmacologie. U.F.R de Physiologie et Pharmacologie, Département de Biologie, Faculté des Sciences,

Université Mohamed Ier, Oujda, Morocco.

P52 Adiponectin And Insulin Sensitivity Association is Influenced By Obesity in Hypertensive Patients With Type 2 Diabetes

Pongrac Barlovic D (MD), Zaletel J (MD, PhD), Remuzzi J (MD, PhD), Prezelj J (MD, PhD) for DEMAND study investigators.

University Medical Centre Ljubljana, Slovenia; Mario Negri Institute for Pharmacological Research; Bergamo, Italy.

P53 Metabolic syndrome in the population sample of Slovakia

A. Dukat, MD., J. Lietava, MD, M. Caprnda, MD, P. Borecky, MD.

2nd. Department of Internal Medicine Comenius' University, Bratislava, Slovakia.

P54 High-sensitivity CRP and LDL particles Changes in End-Stage renal diseases patients on Haemodialysis

H. Lahrach MSc1, N. Ghalim PhD2, S. El Khayat MD3, B. Ramdani MD3, R. Saïle PhD1.

1- Laboratoire de Recherche sur les Lipoprotéines et l'Athérosclérose, Faculté des Sciences Ben M'sik, B.P. 7955, Sidi Othman, Casablanca.

2- Laboratoire de Biochimie Spécialisée, Institut Pasteur du Maroc.

3- Service de Néphrologie et d'Hémodialyse, CHU Ibn Rochd, Casablanca. Maroc.

P55 Effects of plasmapheresis in patients with type 2 diabetes mellitus and coronary heart disease

Ramanouskaja N., Mitkovskaya N., Kirkovskiy V., Oganova E.

Belarusian State Medical University, Minsk Hospital 9, Belarus.

P56 Validity of the ATP III diagnostic criteria for the Metabolic Syndrome in an elderly Italian Caucasian population The Italian Longitudinal Study on Aging

S. Maggi, M. Noale, G. Crepaldi

CNR Aging Branch - Padova, Italy

P57 Components of the metabolic syndrome and incidence of diabetes in elderly Italians: the Italian Longitudinal Study on Aging.

S. Maggi, M. Noale, G. Crepaldi

CNR Aging Branch - Padova, Italy

P58 Tocopherols, polyphenols and sterols derived from argan oil exert an antioxidant effect on human ldl

Drissi A, Girona J, Cherki M, Sola R, Adlouni A.

Laboratoire de Recherche sur les Lipoprotéines et Athérosclérose,

Faculté des Sciences Ben M'sik, BP 7955 Sidi Othman, Casablanca, Morocco.

P59 The effect of Ramadan Fasting on biochemical parameters, Blood pressure and Body Mass Index in type 2 diabetics : a review

B. Benaji1,2, N. Mounib2, N. Aadi1,2, R. Roky1,2, S. Moussamih1,2, S. Maliki3, H. El Ghamari4

1 Research Group in Pharmacological Sciences, 2 Department of Biology – Faculty of Sciences Ain Chok; 3Department of English - Faculty of Letters- Hassan II University -Ain Chok; 4Department of Endocrinology, Diabetology and Nutrition - C.H.U. Ibn Rochd Hospital-Casablanca -

Morocco.

P60 Diet and cd36 expression modulate insulin responsiveness and endurance in cd36 mice models

Azeddine Ibrahim1,2, William Jou1 and Nada A. Abumrad1,3

1 Physiology & Biophysics Department, State University of New York, Stony Brook, NY, 11794, USA.

2 Laboratoire de Biologie Appliquée, Faculté Polydisciplinaire de Taza, Université Sidi Mohamed Ben Abdellah, Taza, Morocco. (Present address)

3 Department of Medicine, Division of Nutritional Science, Washington University School of Medicine, St. Louis, Missouri 63110, USA. (Present address)

P61 Is Morocco still a low risk cardiovascular country?

C. Abdelkhirane, Y. Mesbahi, S. Haddani,

Cardiologie Maarif - Clinique Maarif - Laboratoire d'hémodynamique - 20000 Casablanca – a.cherif@menara.ma

List of poster abstracts

P62 Leptinemia and components of metabolic syndrome in children and adolescents obese

A.TOUZANI¹, J.DRAI², A.GAOUZI¹, B.LYOUSSI³, L.CHABRAOUI⁴

1: Service PII, Hospital of Children, Rabat-Morocco

2: Service of Biochemistry, hospital Southern, Lyon- France

3: UFR-Physiology - Pharmacology, Faculty of Science, Fez-Morocco

4: Laboratory of Biochemistry, Hospital of Children, Rabat-Morocco

P63 Insight into structural and dynamic properties of the LDL receptor and their relation to cholesterol internalization and familial hypercholesterolemia

R. Chater^{1,2}, M. Baaden⁴, D. Perahia³, K. Ait Chihab^{1,2}, S. Moussamih², A. Adlouni¹, K. Zakrewska⁴, R. Lavery⁴, M. El. Messal², A. Kettani¹

1Laboratoire de Recherche sur les Lipoprotéines et l'Athérosclérose, Faculté des Sciences Ben M'sik, Casablanca

2Département de Biologie, Faculté des Sciences Ain Chock, Casablanca

3Laboratoire de Modélisation et d'Ingénierie des Protéines IBBMC, Université Paris-Sud, Orsay

4Laboratoire de Biochimie Théorique, Institut de Biologie Physico-Chimique, Paris 5

Contact : akettani9@yahoo.fr

P64 Selected screening and monitoring of homocystinuria

S. Dahri¹, H. Talbaoui¹, L. Chabaa¹, A. Berraho², M. Malih³, C. Vianey⁴ & L. Chabraoui¹.

1- Centre d'étude des maladies héréditaires du métabolisme, service de Biochimie, Hôpital d'Enfants, Rabat.

2- Service d'Ophthalmologie, Hôpital des Spécialités, Rabat.

3- Service de Pédiatrie, Hôpital Mohamed V, Rabat.

4- Service de Biochimie, Hôpital Debrousse, Lyon.

P65 Transcriptional regulation of Apolipoprotein A5 gene expression by glucose through protein phosphatases signalling pathway and USF

Maxime Nowak¹, Audrey Hellebois-Chapman¹, Heidelinde Jakel¹, Emmanuelle Moitrot¹, Geneviève Martin², Len A. Pennacchio³, Jamila Fruchart-Najib^{1*}, and Jean-Charles Fruchart¹.

1 Département d'Athérosclérose, UR 545 INSERM et Université de Lille 2, France.

2 Genfit SA, Loos, France. 3 Genomics Division and Joint Genome Institute, Lawrence Berkeley National Laboratory, Berkeley, California, USA.

P66 Pro-inflammatory cytokines IL-1, TNF α and IL-6 stimulate apolipoprotein A5 gene expression in mice through transactivation of a NF- κ B p50 response element

Annelise Genoux¹, Audrey Hellebois-Chapman¹, Hélène Dehondt¹, Eric Baugé¹, Loredan-Stefan Niculescu³, Dean W. Hum², Maxime Nowaka, Heidelinde Jakel¹, Geneviève Martin², Jamila Fruchart-Najib¹, Jean-Charles Fruchart¹

1 Département d'Athérosclérose, U.545 INSERM, Institut Pasteur de Lille and Faculté de Pharmacie de Lille, 1 rue Calmette BP 245, 59019 Lille Cedex, France. 2 Genfit SA, Loos, France. 3 The Institute of Cellular Biology, "N. Simionescu" Bucharest, Romania

Information to the faculty and poster authors

You are a chairman

We thank you for proceeding to the CONFERENCE ROOM (*Salle des Ministres Auditorium*) at least 15 minutes prior to the beginning of the session you are chairing.

Speakers have to comply with the speaking time which has been allotted to them.

We thank you in advance for seeing to this parameter.

You are a speaker

We thank you for proceeding to the PREVIEW ROOM / SLIDE CENTER (*Reda 3*) at least 30 minutes prior to the beginning of the session in which you will give a lecture.

Thank you for conforming to the instructions given by the chairpersons of your session.

Previewing your oral presentation

In order to insure the easy running of the scientific sessions, we recommend each speaker to run a few checks on his oral presentation (PowerPoint) or make some technical trials enough time in advance in the PREVIEW ROOM / SLIDE CENTER (*Reda 3*) located level – 1. A computer expert will welcome you in the PREVIEW ROOM / SLIDE CENTER according to the following schedule:

Wednesday May 24th 4.00 p.m. - 6.00 p.m. Friday May 26th 8.00 a.m. - 6.00 p.m.

Thursday May 25th 8.00 a.m. - 6.00 p.m. Saturday May 27th 8.00 a.m. - 5.30 p.m.

(closing between 12.30 p.m. and 01.30 p.m. for lunch)

You are a poster author

Posters will be displayed for the whole length of the congress in the *Espace Ménara* located on the level 0 close to the congress welcome desk area.

Fixing materials will be available at the congress welcome desk.

Poster authors are kindly requested to comply with the following schedule for mounting and removing their posters:

MOUNTING as from 8.00 a.m. on Thursday May 25th

REMOVAL as from 10.00 a.m. on Sunday May 28th

A poster session will take place on Sunday May 28th, 2006 from 8.00 a.m. to 10.00 a.m.

We thank you for standing close to your poster during coffee breaks in order to discuss your work with delegates. Here is the schedule of the different coffee breaks :

Thursday May 25th 10.15 a.m. - 10.45 a.m. and 3.30 p.m. - 4.00 p.m.

Friday May 26th 10.30 a.m. - 11.00 a.m. and 3.30 p.m. - 4.00 p.m.

Saturday May 27th 10.30 a.m. - 11.00 a.m.

Abstract codification (oral and poster communications)

Abstracts related to the oral communications begin either with « AL » or with « LL »

« AL » stands for Academic Lecture (i.e. a lecture given within an Academic Session) and « LL » stands for Laboratory Lecture (i.e. a lecture given within a Laboratory Symposium i.e. a Sponsored Symposium)

The last two digits correspond to the abstract number.

Abstracts related to the poster communications begin with a « P » + abstract number.

General information

Congress venue & dates

The congress will take place in Marrakech (Morocco) at the congress center from May 24th to 28th, 2006

Palais des Congrès de Marrakech

Avenue de France - Marrakech – 40000 (Maroc) - Tel: +212 24 33 91 00 – Fax: +212 24 33 91 20/21

Opening hours of the congress welcome desk

Main entrance of the Marrakech congress center / Level 0

Wednesday May 24th	04.00 p.m. - 07.00 p.m.	Friday May 26th	08.00 a.m. - 06.00 p.m.
Thursday May 25th	08.00 a.m. - 06.00 p.m.	Saturday May 27th	08.00 a.m. - 06.00 p.m.
	Sunday May 28th		08.00 a.m. - 10.00 a.m.

Organizing committee

Chair: Professor Jean-Charles FRUCHART (France)

Atherosclerosis Department and UR 545 Inserm

Institut Pasteur de Lille – 1, rue du Professeur Calmette – 59019 Lille Cedex – France

Tel: +33 (0)3 20 87 79 32 – Fax: +33 (0)3 20 87 73 19 or 60

Members: Mrs Jamila FRUCHART-NAJIB, Mr Max ANGHILANTE, Mr Sherif ABDELKHIRANE

Organization secretariat

During the congress

Palais des Congrès de Marrakech - *Espace El Bahia* / Level 0 – Congress welcome desk

After the congress

MSDA 2006 C/o PLB. Organisation

Hôtel de Créquy - 15, rue de Pontoise - 78100 Saint-Germain-en-Laye - France

Tel: +33 (0) 1 39 04 24 24 - Fax: +33 (0) 1 39 04 24 77 - E-mail: msda2006@agence-plb.com

- Managing Director: - Pascal Le Borgne / p.leborgne@agence-plb.com
- Congress Coordinators: - Nathalie Martain / n.martain@agence-plb.com / Direct phone number: +33 (0) 1 39 04 07 15
- Fabien Duval-Alexandre / f.duval@agence-plb.com / Direct phone number: +33 (0) 1 39 04 24 72

On site registration fees

- PARTICIPANT 600 €
- STUDENT 300 €

The registration fees to the congress include the congress documents (Final program and Abstract book) as well as admission to:

- all congress oral and poster sessions
- the exhibition area from May 25th to May 27th
- the lunches on May 25th, 26th and 27th
- the coffee breaks on May 25th, 26th and 27th (Saturday afternoon excepted)
- the welcome cocktail following the congress opening ceremony on Wednesday May 24th at the Marrakech congress center
- the Professor Jean-Charles Fruchart's Jubilee Ceremony on Friday May 26th at the Marrakech congress center

Website

www.msda2006.com.

Official carrier



Reference to be quoted: AXZE SE 6332 Validity from 22/05/2006 to 30/05/2006

On the domestic network within metropolitan France

Discounts registered under GGAIKAFCONGRES

This original document will entitle you to a rebate of up 45% (subject to conditions) on the regular full fare in economy class for your round-trip journey on the Air France metropolitan domestic network to attend this event.

To book and obtain your electronic ticket within France, contact 0 820 820 820* or your travel agent in metropolitan France or your Air France office.

Our nearest Air France office in France : www.airfrance.fr

Congress from A to Z

Abstract book

This book is available to all registered delegates.

Abstracts have been coded according to the type of lecture (see the "Lectures" section).

- **AL** (Academic Lectures - Academic Session)
- **LL** (Laboratory Lectures - Sponsored Symposia and Lunch Debates)

Badges

All participants are kindly requested to wear badge at all times throughout the congress and during social events.

BLUE for DELEGATES

RED for FACULTY (speakers and chairpersons)

GREEN for EXHIBITORS

YELLOW for ORGANIZATION

Certificate of attendance

Each registered participant will find the corresponding certificate of attendance in the congress kit at the congress welcome desk.

Coffee breaks - Salle Royale - Level 0

They will be served to all registered participants during the following time schedule:

Thursday May 25th from 10.15 a.m. to 10.45 a.m. and from 03.30 p.m. to 04.00 p.m.

Friday May 26th from 10.15 a.m. to 10.45 a.m. and from 03.30 p.m. to 04.00 p.m.

Saturday May 27th from 10.15 a.m. to 10.45 a.m.

Exhibition - Salle Royale - Level 0

Opening hours of the exhibition:

Thursday May 25th 8.30 a.m. - 6.00 p.m.

Friday May 26th 8.30 a.m. - 6.00 p.m.

Saturday May 27th 8.30 a.m. - 5.30 p.m.

Hotels

The organization committee has arranged accommodation on request for delegates in the following hotels located at a walking distance from the congress center (listed in alphabetical order):

ATLAS MEDINA & SPA - Avenue Hassan Ier - Phone +212 24 33 99 00 - Fax +212 24 42 00 05

MANSOUR EDDAHBI - Boulevard Mohamed VI - Phone +212 24 33 91 00 - Fax +212 24 33 91 10

MERIDIEN N'FIS - Boulevard Mohamed VI - Phone +212 24 44 63 77 - Fax +212 24 44 65 93

PALMERAIE GOLF PALACE - Les Jardins de la Palmeraie - Phone +212 24 30 10 10 - Fax +212 24 30 50 50

RYAD MOGADOR - Boulevard Mohamed VI - Phone +212 24 33 96 30 - Fax +212 24 33 93 33

SOFITEL MARRAKECH - Rue Harroun Errachid - Hivernage - Phone +212 24 42 56 00 - Fax +212 24 43 71 31

Insurance

The organizers cannot be held liable for medical, travel or personal claims. Participants are strongly advised to seek personal insurance coverage.

Jubilee Ceremony of Professor Jean-Charles Fruchart

Salle des Ministres Auditorium - Level -1

All registered delegates are invited to attend the Professor Jean-Charles Fruchart's Jubilee Ceremony to be held on Friday, May 26th, 2006 from 5.30 p.m. to 7.00 p.m.

A cocktail will be served at the end of this session from 7.00 p.m. to 7.30 p.m.

Lectures

Please note that lectures have been coded as follows:

- **AL** (Academic Lectures - Academic symposia)
- **LL** (Laboratory Lectures - Supported symposia and lunch debates)

Congress from A to Z

Lunches

The lunches on May 25th, 26th and 27th are included in the registration fees.

On Thursday May 25th and Friday May 26th, lunch boxes will be served in the :

- **SALLE DES MINISTRES (lunch debates) / Level -1** : 12.30 p.m. - 02.00 p.m. - Warning: number of lunch boxes limited

On Saturday May 27th, lunch will be served at:

- **LA PALMERAIE RESTAURANT - THE MANSOUR EDDAHBI HOTEL**: 12.30 p.m. - 02.00 p.m.

Messages

Should you wish to leave a message to another participant, please report to the congress welcome desk.

Please regularly consult the message board located near the congress welcome desk.

No smoking

Please remember that smoking is prohibited within the *Salle des Ministres* and *Salle des Ambassadeurs* conference rooms and in the poster and exhibition areas.

Official language

The official language of the congress is English.

Academic sessions, sponsored symposia and lunch debates will be simultaneously translated into French.

Opening ceremony & welcome cocktail

All registered delegates are invited to attend the Congress Opening Ceremony to be held on Wednesday, May 24th, 2006 from 7.00 p.m. to 7.30 p.m.

A welcome cocktail (buffet dinner) will be served at the end of this session from 7.30 p.m. to 9.30 p.m. at the *Mansour Eddahbi* hotel.

Poster display - Espace Ménara - Level 0

Posters are displayed for the whole duration of the congress. They must be set up in the poster display located level 0 (*Espace Ménara*). Please set up your poster according to the poster number you have been given (refer to the list in the poster display area). Hanging fixtures are available in this area. Authors are requested to mount their poster as of 8.00 am on Thursday May 25th, 2006.

Opening hours of the poster exhibition

Thursday May 25th	8.30 a.m. - 6.00 p.m.
Friday May 26th	8.30 a.m. - 6.00 p.m.
Saturday May 27th	8.30 a.m. - 5.30 p.m.

Preview room / Slide center - Reda 3 - Level -1

In order to insure the easy running of the congress, all speakers must proceed to the *Preview room / Slide center* in advance in order to have their oral presentation loaded. A computer technician will be in the *Preview room / Slide center (Reda 3, level -1)* according to the following schedule:

Wednesday May 24th	4.00 p.m. - 6.00 p.m.
Thursday May 25th	8.00 a.m. - 6.00 p.m.
Friday May 26th	8.00 a.m. - 6.00 p.m.
Saturday May 27th	8.00 a.m. - 5.30 p.m.

(closing between 12.30 p.m. and 01.30 p.m. - lunch time)


Tourist office in Marrakesh

For further information regarding sightseeing tours and places of interest please contact the Marrakesh Tourist Office at:

Place Abdel-Moumen Ben Ali - Marrakesh 40000 - Morocco

Tel. +212 24 43 61 31 - Fax +212 24 43 60 57

Opening hours	Mon. - Fri. / 8.30 a.m. - 12.00 p.m. and 02.30 p.m. - 06.30 p.m.
	Sat. / 9.00 a.m. - 12.00 p.m.



“As from 2007, the MSDA Congress becomes an annual meeting. The 2007 edition will be held in Lisbon - Portugal”

Understanding the endocannabinoid system

CB₁ Blockade:

Targeting cardiometabolic risk factors



For additional information, please contact sanofi-aventis:
46, Quai de la Rapée - 75601 Paris cedex 12 - France - T: +33 1 55 71 55 71

GLB.RIM.05.12.01